



( )

"

"

"

"

.....	1
.....	4
.....	7
.....	31
.....	33
.....	37
.....	53
.....	56
.....	56
.....	57



			000927
			China Railway Materials Company Limited.
			CRM

	5 2	5 2
	A 29	A 29
	010-51898880	010-51898880
	010-51898599	010-51898599
	i r927@crmsc. com. cn	i r927@crmsc. com. cn

	2-1-4101
	300073
	5 2 A
	29
	100073
	twgf. crmsc. com. cn
	i r927@crmsc. com. cn
	2022 6 23
	www. cni nfo. com. cn

2021



1.

2022 4 26

"

" "

" "

" 2022

"

"

	366.87		319.29
87.03%			
2022			2022
	2853		4.6%
75946	42.7%		19.46
5.5%	1.9		2.5%
2022			93.6
19.93%			
"	"		
	2022		
7473	72	2%	2.6%
		37.9	
2.			
	2022		
	27.14		6.1%
			7.1%
			12.7%
0.2%	4.4%		

	2022				"
				"	
	2022				9.77
15%	11				
3.					
2022	3	25			"
	"	"			
					" "
				"	
2022					
"					"
		2022			52688
	6.5%	66714			4.6%
		2022			
	1042	53.6%			

1.

1

3

2.

1

" "

2

" "

" "

" "

3.

1.

1

35

CROSS

18

200

1200

" "

7


48

12. 15 m<sup>3</sup>

" "

2

" "



2

3.

“ ”

286.92

2.08%

4.68

1.

11

63%

2.

" "

2022

3.

6

632

20

6

380

4

"

"

,

5.

37%

45%

6.

2022

"

"

7.

"

"

"

"



4.

	28,692,114,044.98	28,106,355,699.80	2.08%	-
	27,330,410,219.60	26,700,828,723.58	2.36%	-
	240,908,601.48	221,684,916.94	8.67%	-
	286,664,484.60	302,670,109.90	-5.29%	-

28,692,114,044.98 28,106,355,699.80 2.08% -  
 27,330,410,219.60 26,700,828,723.58 2.36% -  
 240,908,601.48 221,684,916.94 8.67% -  
 286,664,484.60 302,670,109.90 -5.29% -

	3,062,699,119.00	10.67%	3,433,778,676.10	12.22%	-10.81%
	3,595,362,422.08	12.53%	2,962,935,197.58	10.54%	21.34%
	18,145,555.78	0.06%	154,032,340.47	0.55%	-88.22%

10%

	16,148,400,095.06	15,709,918,958.22	2.72%	14.02%	15.18%	0.98
	8,815,396,905.78	8,070,021,589.60	8.46%	0.89%	1.18%	0.26
	3,728,317,044.14	3,600,664,123.69	3.42%	-28.39%	-29.21%	1.10
	3,993,404,644.85	3,835,930,671.51	3.94%	1.95%	1.03%	0.87
	6,771,581,029.65	6,511,110,145.87	3.85%	36.12%	38.17%	1.42
	1,922,383,444.76	1,811,208,255.88	5.78%	-13.08%	-12.64%	0.48
	2,884,739,131.24	2,779,623,469.61	3.64%	-20.54%	-20.37%	0.21
	6,443,798,697.62	6,000,091,325.92	6.89%	-5.54%	-5.04%	0.49
	3,062,699,119.00	2,959,019,384.14	3.39%	-10.81%	-10.47%	0.35
	3,595,362,422.08	3,475,545,622.56	3.33%	21.34%	21.55%	0.16
	18,145,555.78	8,075,796.02	55.49%	-88.22%	-94.40%	49.09

	8,118,775,558.01	24.21%	7,028,796,242.74	23.66%	0.55	
	11,529,672,125.23	34.38%	10,736,729,196.44	36.14%	1.76	
	614,297,109.07	1.83%	565,188,416.11	1.90%	0.07	
	2,927,028,906.38	8.73%	2,196,215,522.05	7.39%	1.34	
	1,210,647,300.00	3.61%	1,210,647,300.00	4.08%	0.47	
	407,514,975.94	1.21%	567,590,772.27	1.77%	0.32	
	13.68		13.68			

reBT/F11 7.56 Tf1 0 0 1 173.06 567.31 Tm0 g[( )] TETQ6 567.W\*n53D82.6663[ref63

---

	4,458,548,369.23	
	644,848,150.85	
	120,000,000.00	
	29,107,726.56	
	7,534,064.43	
	5,260,038,311.07	



1



10%

			205,340.00	471,289.21	309,140.05	126,353.29	14,652.18	10,204.35
			110,182.28	520,324.70	146,064.05	972,892.21	13,478.87	10,209.39
			96,500.00	1,023,614.53	180,434.34	578,804.20	11,760.94	9,728.28



2022

37%

45%

" "







mg/m<sup>3</sup>

3

340500-2020-050-L

340500-2020-051-L      2020    7

2022    6

4

7

			2022			
	2022	2	6			
			4.5			
	"	3060	"			
			230			
	529kWp					
			63	25		57
		177 /		473 /		
3.6 /		1.2 /				

8

" "

166


655

2





	;		1. 2.	"	2020 06 19 30		
	;				2020 09 17		
	;		1. 2. 3.	/	"	2020 06 19	



;

			1. 2. 3. 4. 5. 6.		2019 12 23		
				36	2021 01 08	36	
	-	-		-	-	-	-
	-	-		-	-	-	-

"

"

"

"



					--	13,844.90	1.36%	130,000.00			--	2021.1 2.22	<a href="http://www.cninfo.com.cn">www.cn info.c om.cn</a>	
					--	4,363.98	0.45%	25,000.00			--			
					--	129.12	0.03%	1,300.00			--			
					--	--	--	24,000.00			--			
					--	381,766.73	36.37%	700,000.00			--			
					--	--	--	16,500.00			--			
					--	2,087.56	0.22%	8,200.00			--			
					--	304,281.93	28.99%	950,000.00			--			
					--	892.17	1.40%	6,500.00			--			
					--	--	--	16,500.00			--			
					--	3,479.04	0.13%	16,000.00			--			

---

					--	--	--	37,000.00			--		
--	--	--	--	--	----	----	----	-----------	--	--	----	--	--



1

"

"

"

"

"

10%

2

3

48,089,255.84

45,695,424.11

10%

10%

		100,000.00	2020 3 27	114.84				4		
		14,000.00	2020 11 1	1,242.39				2		

2021

2022

	2021 12 11	26,000.00	2021 12 9	19,068.00				18		
	2021 8 28	17,700.00	2021 8 31	17,700.00				3		
	2021 6 16	84,000.00	2021 6 15	-				1		
	2021 10 9	33,000.00	2021 10 8	25,427.99				2		
				7.67				1		
	2021 10 29	50,000.00	2021 10 27	38,459.93				1		
	2021 10 29	90,000.00	2021 10 28	90,000.00				1		
	2021 12 31	30,000.00	2021 12 31	13,264.00				2		

2021 4 7 10,000.00 2021





---

-

		71,062						0
		5%		10				
		36.60%	2,214,495,506	0	1,516,874,855	697,620,651	-	-
		18.10%	1,095,391,932	0	0	1,095,391,932	-	-
		10.07%	609,151,288	-71,760,000	0	609,151,288	-	-
		5.13%	310,438,808	0	0	310,438,808		

		609,151,288		609,151,288
		310,438,808		310,438,808
		302,517,582		302,517,582
		182,565,322		182,565,322
		63,806,961		63,806,961
		60,790,273		60,790,273
		28,485,297		28,485,297
		20,899,955		20,899,955
10	10			
10			11,550,	



2022 6 30

		8,118,775,558.01	7,028,796,242.74

---

		22,116,156.52	37,793,097.77

		458,217,156.82	458,136,109.77
		1,366,611.52	1,399,980.88
		241,016,973.10	241,016,973.10
		1,437,585,523.47	969,854,055.54
		8,188,571,127.01	7,720,779,302.73
		1,073,111,073.63	1,035,762,781.32
		9,261,682,200.64	8,756,542,084.05
		33,536,314,893.49	29,707,796,535.00

		76,848,571.91	185,771,188.78

		203,424,811.14	204,539,259.44
		45,533,651.62	27,313,264.59
		153,845,039.56	140,158,099.73
		3,086,343.76	2,211,040.38
		456,606.07	1,741,218.51
		663,175,542.96	383,996,982.01
			2,523,607.85
		19,999,855.14	75,552,540.68
		2,244,226,093.99	1,754,597,782.45
		1,076,532.94	638,438.03

		62,059,389.54	52,445,174.15
		240,908,601.48	221,684,916.94
		286,664,484.60	302,670,109.90
		8,165,296.89	10,606,331.50
		45,214,527.91	10,664,492.54
		66,380,666.21	64,428,941.92
		54,708,731.79	65,716,303.09
		4,231,306.13	5,054,202.97
" -"		-21,268,349.69	-10,932,332.07
		23,850,889.68	27,293,361.17
" -"			
" -"			
" -"			
" -"		-50,476,314.83	-31,646,622.83
" -"		-8,381,254.66	-





---

		1,524,247,335.31	525,382,616.68
		3,317,132,185.27	1,366,706,779.71
		4,841,379,520.58	1,892,089,396.39
		1,937,773,193.60	944,111,987.50
		9,442,531.76	5,999,884.05
		60,381,791.53	6,126,105.53
		3,077,923,798.70	569,028,334.38
		5,085,521,315.59	1,525,266,311.46
		-244,141,795.01	366,823,084.93

	6,050,353,641.00				18,542.44		458,136,109.77	1,399,980.88	241,016,973.10		969,854,055.54	7,720,779,302.73	1,035,762,781.32	8,756,542,084.05

	6,050,353,641.00					392,406,808.22	584,572.99	176,209,695.50		46,890,831.48	6,666,445,549.19	811,483,541.85	7,477,929,091.04	
	6,050,353,641.00					392,406,808.22	584,572.99							

	6,050,353,641.00				9,321,321,666.47				549,718,021.79	-1,723,226,723.65	14,198,166,605.61
	6,050,353,641.00				9,321,321,666.47				549,718,021.79	-1,723,226,723.65	14,198,166,605.61
* -*										112,771,135.33	112,771,135.33
										112,771,135.33	112,771,135.33
1											
2											
3											
4											
1											
2											
3											
1											
2											
3											
4											
5											
6											
1											
2											
	6,050,353,641.00				9,321,321,666.47				549,718,021.79	-1,610,455,588.32	14,310,937,740.94

	6,050,353,641.00				9,310,768,633.50				549,718,021.79	-2,247,021,459.38	13,663,818,836.91
	6,050,353,641.00				9,310,768,633.50				549,718,021.79	-2,247,021,459.38	13,663,818,836.91
										439,607,292.36	439,607,292.36
										439,607,292.36	439,607,292.36
1											
2											
3											
4											
1											
2											
3											
1											
2											
3											
4											
5											
6											
1											
2											
	6,050,353,641.00				9,310,768,633.50				549,718,021.79	-1,807,414,167.02	14,103,426,129.27

1996 76

1997 8 28

1200001001398

91120000103071899G

2-1-4101

1999 69

1999 6

A 21,800

1 1999 7

1,450,158,200

2002 6

2001 12 31

1,450,158,200

10

1

145,015,820

1,595,174,020.00

2002 6

84.97%

60%

50.98%

2002 9

2003 2

2002 363

2003 27

2006 7

10 3.6

2011

2011 7

2011 2051

761,427,612

47.73%

2012 4 6

2013 12 16

2013 136

2013 12 31

2013 439

449,958,741

19.46%

2014 12 24

2014 12 25

"

"

---

	697,620,651	
	1,402,456,373	
1,095,391,932		730,261,288
	365,130,644	
182,565,322		109,539,194
	73,026,129	
	18,256,533	
	478,552,206	
6,050,353,641.00		
( )	"	"
	"	"

( )  
1





3

4

5

6

3

1

2

1

2

4

5

6

12

30

14 — (2017)

75

( )

1

2

3

4

5

1

2

( )

1

2

"

6

20083d " d0083d

( )

( )  
1

2  
1

2

3  
1

2

y )

3

( )

( )  
1

3

3

3

4

( )

1

1

2

2

	50	
	5-10	
	5-10	

5

(1)

1)

81

2

2

1

/

/

2



1  
2

( )  
1

2  
3

1  
2  
( )  
)  
)

(  
(

( )

( )  
2021 1 1

"

"

2

3

12

4

5

2

3

"

"

1

2

"

"

" 2

"

2021 1 1

"

"

2021 6 30

2021 6 30

2021 6 30

1

1

2

2  
1

2

( )

1  
2  
3

( )

(1)  
(2)  
(3)

( )  
1



	50%			20%						
2021	12	2021	1	1	2022	12	31			
	100									
2019	13									
	2022			20%						
		2021	8		2021	1	1	2022	12	31
			100				12.5%			20%
4										
		2019	39		2019	4	1	2021	12	31
							10%			
5										
			2019							

( )

	32,955.72	51,611.37
	3,660,194,233.06	4,349,412,442.97
	4,458,548,369.23	2,679,332,188.40
	8,118,775,558.01	7,028,796,242.74

	4,285,893,840.71	2,485,828,066.84
	122,311,982.09	69,791,690.46
	3,396,449.61	5,258,011.90
	45,535,738.83	40,780,453.24
	1,410,357.99	77,673,965.96
	4,458,548,369.23	2,679,332,188.40

( )

1

	276,799,340.09	228,305,069.65
	276,799,340.09	228,305,069.65
	1,656,949.37	7,169,800.51
	275,142,390.72	221,135,269.14

2

		%		%		%		%		
276,799,340.09	100.00	1,656,949.37	0.60	275,142,390.72	228,305,069.65	100.00	7,169,800.51	3.14	221,135,269.14	

4

		151,826,555.54
		151,826,555.54

( )

1

2

		%		%			%		%	
	4,118,771.38	0.04	4,118,771.38	100.00		4,118,771.38	0.04	4,118,771.38	100.00	
	4,118,771.38	0.04	4,118,771.38	100.00		4,118,771.38	0.04	4,118,771.38	100.00	
	11,655,353,236.49	99.96	125,681,111.26	1.08	11,529,672,125.23	10,807,978,977.56	99.96	71,249,781.12	0.66	10,736,729,196.44
	11,554,270,930.11	99.10	125,681,111.26	1.09	11,428,589,818.85	10,662,048,614.31	98.61	71,249,781.12	0.67	10,590,798,833.19
	101,082,306.38	99.86			101,082,306.38	145,930,363.25	1.35			145,930,363.25
	11,659,472,007.87	100.00	129,799,882.64	1.11	11,529,672,125.23	10,812,097,748.94	100.00	75,368,552.50	0.70	10,736,729,196.44



( )

1

	2, 478, 265, 542. 17	2, 154, 620, 018. 85
	2, 478, 265, 542. 17	2, 154, 620, 018. 85

2

---

	2,154,620,018.85	9,421,505,128.01	9,097,859,604.69		2,478,265,542.17	
	2,154,620,018.85	9,421,505,128.01	9,097,859,604.69		2,478,265,542.17	

3

		644,848,150.85
		644,848,150.85

4

	4,534,118,815.17	
	2,008,059,414.69	
	6,542,178,229.86	

( )

1

		(%)	(%)

2

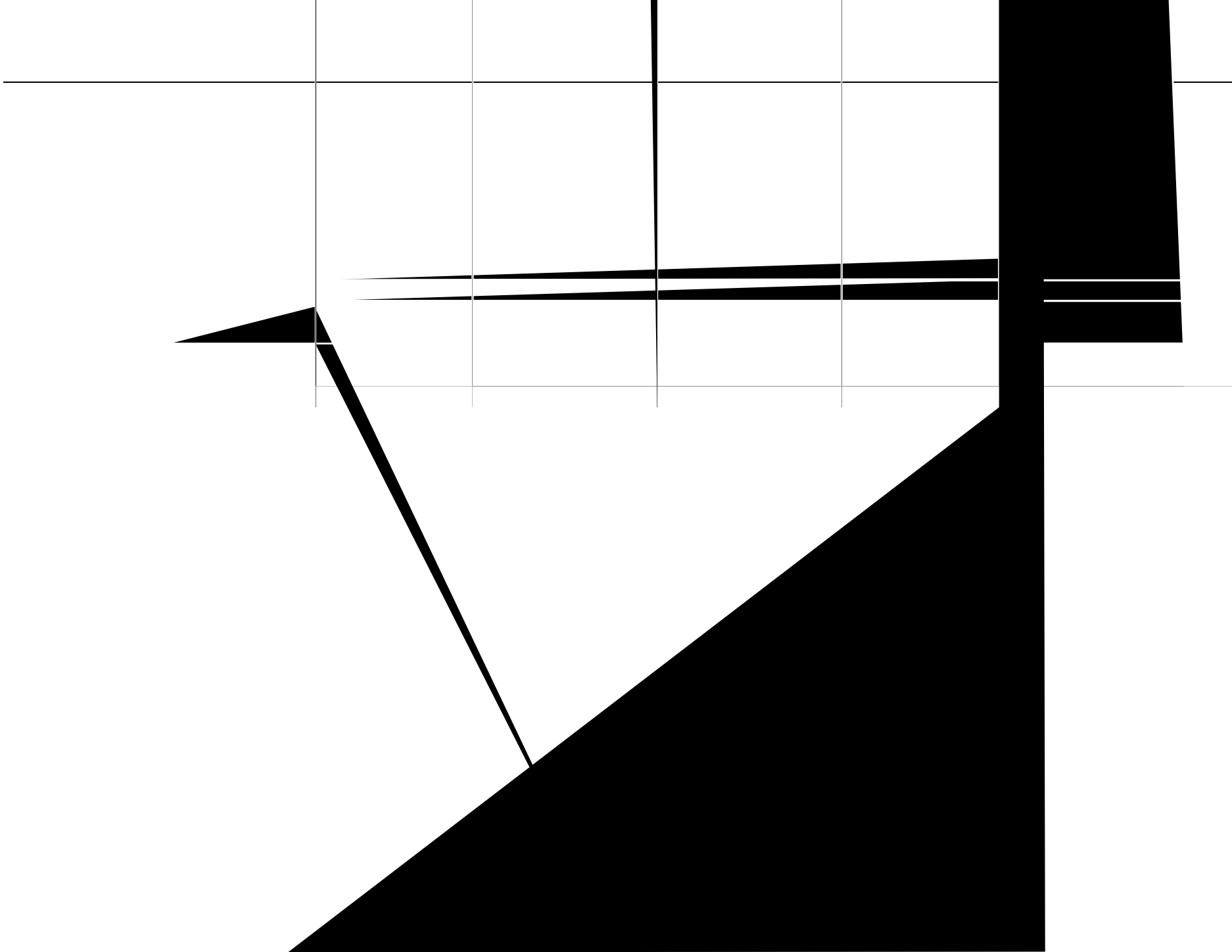
---

A horizontal line with two vertical tick marks extending downwards from it. The tick marks are positioned approximately one-fifth and four-fifths of the way along the line.

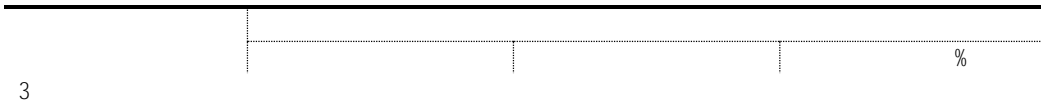
			%
	413,148.45	413,148.45	100.00
	413,148.45	413,148.45	100.00

			%
3	612,813,996.62	-	
3 1	30,587,615.06	152,938.10	0.50
1 2	16,165,520.90	2,424,828.13	15.00
2 3	1,442,467.22	721,233.61	50.00
3 4	143,795.00	115,036.00	80.00
4 5	-	-	
5	94,870.48	94,870.48	100.00
	661,248,265.28	3,508,906.33	0.53
	230,933,420.62	-	









( )

( )

	21,142,119.38	21,142,119.38
--	---------------	---------------

2

1							
1	1,325,969,763.50	1,524,739,326.60	93,790,571.98	80,737,093.42	43,023,456.39	358,997,173.28	3,427,257,385.17
2		10,904,228.29	606,369.03	811,001.38	1,238,974.16	19,633,141.85	33,193,714.71
		1,541,396.43	606,369.03	811,001.38	1,238,974.16	19,633,141.85	23,830,882.85
		9,362,831.86					9,362,831.86
							-
3		2,325,180.45	3,172,200.00	71,996.32	78,039.75	19,020,595.96	24,668,012.48
		2,325,180.45	3,172,200.00	71,996.32	78,039.75	19,020,595.96	24,668,012.48
4	1,325,969,763.50	1,533,318,374.44	91,224,741.01	81,476,098.48	44,184,390.80	359,609,719.17	3,435,783,087.40
2							

( )

1

	16,887,939.62	23,502,672.70
	16,887,939.62	23,502,672.70

**03) 030101) 03010101) 0301010101) 030101010101) 03010101010101)**

	9,838,281.34	9,838,281.34	9,838,281.34	9,838,281.34
	3,805,442.00	3,805,442.00	3,805,442.00	3,805,442.00
	3,184,216.28	3,184,216.28	2,981,949.36	2,981,949.36
	35,000.00	35,000.00		
	25,000.00	25,000.00		

3

							(%)			(%)
	9,938,000.00	9,838,281.34				9,838,281.34	99.00	99.00		
	10,580,000.00	6,877,000.00	2,485,831.86	9,362,831.86			100.00	100.00		
	634,400,000.00	3,805,442.00				3,805,442.00	92.00	92.00		
	3,097,100.00	2,981,949.36				2,981,949.36	96.28	96.28		
	10,750,000.00		25,000.00			25,000.00	0.23	0.23		
		23,502,672.70	2,510,831.86	9,362,831.86		16,650,672.70				




---

4					
1	27,368,742.14	466,151,491.41	1,211,635.19	171,037,055.79	665,768,924.53
2	29,644,595.64	476,441,606.97	1,272,327.01	181,085,875.54	688,444,405.16

---

(

( )







	151,826,555.54	688,006,603.26
	1,524,640,043.31	918,509,892.34
	2,404,991,216.34	2,193,988,351.60
2		
	49,635,153.51	
	14,747,528.90	
	11,303,822.04	
	2,225,307.80	
	5,303,774.28	
	2,169,876.32	
	1,680,960.00	
	1,000,000.00	
( )		
		200,000,000.00
	16,660,062.88	16,660,062.88
	18,608,141.75	26,736,021.74
	14,074,258.46	29,602,000.00
	49,342,463.09	272,998,084.62
( )		
	326,179,491.32	211,831,128.34
-	73,004.80	57,331,987.71
	326,252,496.12	269,163,116.05
( )		
	380,000,000.00	180,000,000.00
	80,000,000.00	80,000,000.00
	460,000,000.00	260,000,000.00
( )		
		34,516,391.39
		1,484,108.70
		18,608,141.75

1 2				7,805,031.44	
				24,465,094.32	
2					
		30,000.00		30,000.00	
		30,000.00		30,000.00	
( )					
1					
	-		88,101,236.97		89,829,000.00
			2,670,618.90		2,670,618.90
			90,771,855.87		92,499,618.90
( )					
		9,059,483.50		9,059,483.50	
		9,059,483.50		9,059,483.50	
( )					



( )



1,399,980.88

84,232.21



---

	1,123,092.53	1,282,307.06
	545,274.52	499,702.03
	4,231,306.13	5,054,202.97
<hr/>		
		/
	1,163,895.38	333,345.91

2022

/

21,000.00

21,000.00  
356.81

	5,325,500,919.57	5,421,118,356.16
	9,887,523.88	12,631,984.34
	6,634,024.96	10,698,249.45
	8,352,035.57	9,594,923.56
	2,457,306.83	1,368,805.98
	15,273,629.06	30,310,786.16
	3,330,060.13	5,139,353.71
	17,414,354.19	12,146,198.24
	5,398,607.13	23,471,850.01
	13,938,857.43	10,437,839.55
	4,235,451.61	4,852,963.89
	5,412,422,770.36	5,541,771,311.05

3

		632,619.46
		632,619.46

4

		109,037.00
		109,037.00

5

	1,279,631,111.12	1,200,000,000.00
	1,279,631,111.12	1,200,000,000.00

6

	1,240,405,518.79	1,380,141,646.58
	1,240,405,518.79	1,380,141,646.58

( )

1

1		
	508,054,174.18	617,645,522.81
	50,476,314.83	31,646,622.83
	8,381,254.66	621,432.99
	99,883,241.59	89,223,778.66
	16,130,9515.03	

---

	3,392,686,251.12	5,596,163,919.99
	-1,779,216,180.83	-2,258,029,727.83
	-504,892,617.84	-1,318,952,920.77
2		

	271,005.57	271,005.57	1,050,000.00
	30,000.00	30,000.00	
			390,000.00
			115,428.02
			100,000.00
			19,445.86
			17,500.00
			3,527.92
			356.81

( )

( )

1

					(%)	
					100.00	
					100.00	
					100.00	
					45.00	
					45.00	

( )

1

					(%)	
					51.00	
( )					50.00	
					34.00	
					39.20	
					40.00	
					20.00	
					40.00	

51%

3

	/	/	/	/	/	/
	40,894,783.47	38,715,665.54	117,375,339.66	64,209,337.10	43,756,060.75	
	2,098,992.68	2,922,049.66		6,220.22	143,261,901.00	
	42,993,776.15	41,637,715.20	117,375,339.66	64,215,557.32		

( )

( )

12

( )

1

2



( )

				(%)	(%)
			600,000	36.60	36.60

( )

"

"

( )

"

"

( )





---

			9,251,409.98			9,751,211.86
			5,750,612.31			1,019,737.05
			80,000.00			
			135,026.55			

3

	20,000.00	2022/4/28	2024/4/28

360,000.00

" "

	114.84	2020/3/27	2024/4/30
	1,242.39	2020/11/1	2022/11/1
	11,475.10	2021/12/27	2024/6/29
	26,520.00	2021/12/27	2022/1/5
	5,904.00	2021/12/27	2022/12/1
	5,460.00	2020/6/15	2022/6/18
	1,233.00	2021/12/27	2022/5/19
	18,000.00	2020/7/29	2023/7/28
	36,360.31	2021/12/27	2022/5/19
	9,933.00	2021/12/27	2022/9/7

4

	2,743,125.00	2020/9/29	2023/9/30
	22,986,699.27	2020/12/15	2023/11/14
	40,000,000.00	2021/12/27	2022/12/24

5

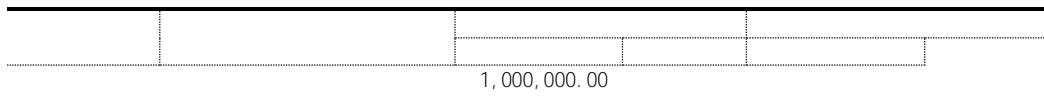
1

		938,666.65	910,000.00
		921,378.54	1,421,180.42

( )

1

	63,597,940.44		62,534,190.49
	19,252,177.07		18,563,549.35



		1,237,250.00	13,023,958.34
		572,606.40	
		374,213.84	
		236,796.49	
		194,565.60	
		150,000.00	
		114,726.85	80,000.00
		73,137.09	40,201.57
		55,679.88	47,794.74
		41,024.62	23,727.92
		35,355.89	9,900.00
		30,000.00	30,000.00
		20,000.00	20,000.00
		9,200.00	10,000.00
			257,179.61
			64,000.00
		34,602.91	
		21,418.34	
		14,241.59	
		6,000.00	5,309.73
		2,386.13	2,386.13

2

---

		%		%		%		%	



( )

1

3		328,436,601.98	224,361,026.30
3	1	212,769,826.87	57,000,950.36
1	2	81,823.31	
		541,288,252.16	281,361,976.66
		987,683.62	285,004.76
		540,300,568.54	281,076,971.90

2022年12月31日止年度内，本公司及附属公司之综合财务报表如下：

截至2022年12月31日止年度		截至2021年12月31日止年度	
人民币千元	占综合总资产的百分比	人民币千元	占综合总资产的百分比
流动资产	%		%
非流动资产	%		%
流动负债	%		%
非流动负债	%		%

				%
3		317,309,486.17		
3	1	195,082,026.13	975,410.12	0.50
1	2	81,823.31	12,273.50	15.00
		512,473,335.61	987,683.62	0.19
		28,814,916.55		
		541,288,252.16	987,683.62	0.18

**3**

		285,004.76	702,678.86	987,683.62
		285,004.76	702,678.86	987,683.62

**4**

			(%)	
		90,970,924.05	16.81	277,336.13
		59,418,592.34	10.98	5,000.12
		41,773,505.26	7.72	166,461.13
		36,104,211.57	6.67	128,165.57
		28,739,939.46	5.31	
		257,007,172.68	47.49	576,962.95

( )

1

---

	404,898,764.72	404,898,764.72
	2,187,654,902.94	1,739,197,740.00

2

		%		%			%		%
	2,187,834,211.57	100.00	179,308.63	0.04	2,187,654,902.94	1,739,197,740.00	100.00		1,739,197,740.00
	476,531,687.92	21.78	179,308.63	0.04	476,352,379.29				
	1,711,302,523.65	78.22			1,711,302,523.65	1,739,197,740.00	100.00		1,739,197,740.00
	2,187,834,211.57	100.00	179,308.63	0.01	2,187,654,902.94	1,739,197,740.00	100.00		1,739,197,740.00

3

	12	( )	( )	
	1,739,197,740.00			1,739,197,740.00
--				
--				
--				
	680,975,101.18			680,975,101.18
	-232,338,629.61			-232,338,629.61
	2,187,834,211.57			2,187,834,211.57

4

	2,185,856,687.57	1,730,948,485.00
	1,977,524.00	8,249,255.00
	2,187,834,211.57	1,739,197,740.00

5

			(%)
	1,037,355,396.69	1-2	47.42
	470,797,630.01	3-12 21,849,991.17 1-2 448,947,638.84	21.52
	200,000,000.00	3	9.14
	182,750,673.38	3	8.35
	128,044,689.26		



---

2022

---

2022 8 26